



SOCIAL WATCH

# Basic Capabilities Index 2011

## The boom and the busted A lost decade in the fight against poverty

### WORLD TRADE

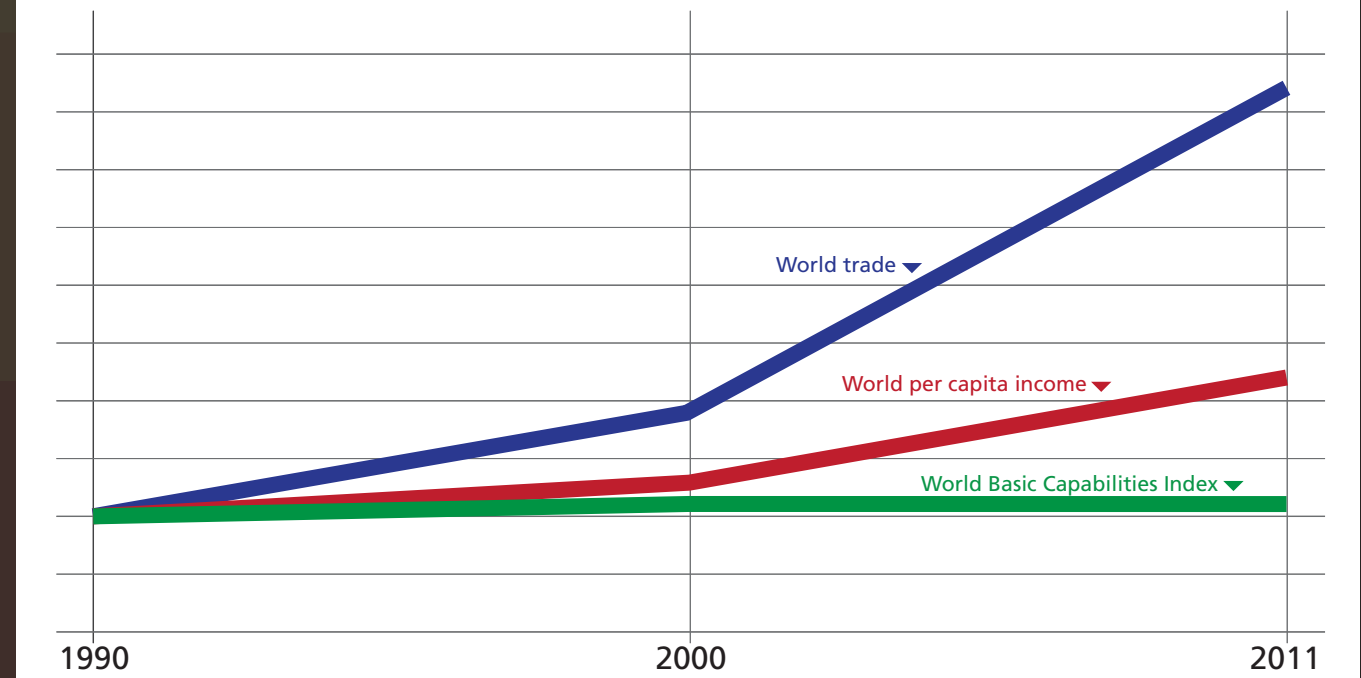
TOTAL WORLD EXPORTS MULTIPLIED ALMOST FIVE TIMES IN TWENTY YEARS, GROWING FROM A TOTAL VALUE OF 781 BILLION US DOLLARS IN 1990 TO 3.7 TRILLION IN 2010.

### PER CAPITA INCOME

THE WORLD AVERAGE INHABITANT MORE THAN DOUBLED HER INCOME FROM 4.079 US DOLLARS IN 1990 TO 9.116 DOLLARS A YEAR IN 2010.

### BASIC CAPABILITIES INDEX

THE WORLD AVERAGE IN THE INDEX OF ESSENTIAL SOCIAL INDICATORS COMPUTED BY SOCIAL WATCH ONLY GREW 10% IN TWENTY YEARS, FROM 79.3 TO 87.1.



World trade and per capita income grew faster in the first decade of the XXI century than the decade before, but progress against poverty slowed down. A gap widened, due to the unequal distribution of the benefits of prosperity. Now the boom years seem to give way to a bust. The vulnerable did not benefit from the accelerated growth in the economy, but they will undoubtedly suffer the most with a new contraction. The Basic Capabilities Index computed by Social Watch looks at basic social indicators. The 2011 figures show that economic performance and well-being of the people do not go hand in hand. Progress

on education, health and nutrition was already too slow when gross income was growing fast. While using the latest available figures, the Index does not capture yet the whole impact of the global financial and economic crisis that started in 2008, because social indicators are gathered and published much slower than the economic numbers. Yet, Social Watch is receiving evidence from its members on how the crisis is burdening the most those already vulnerable and that situation can only become worse if the big industrialized countries enter into prolonged stagnation or recession.

## The Basic Capabilities Index: It is not about money

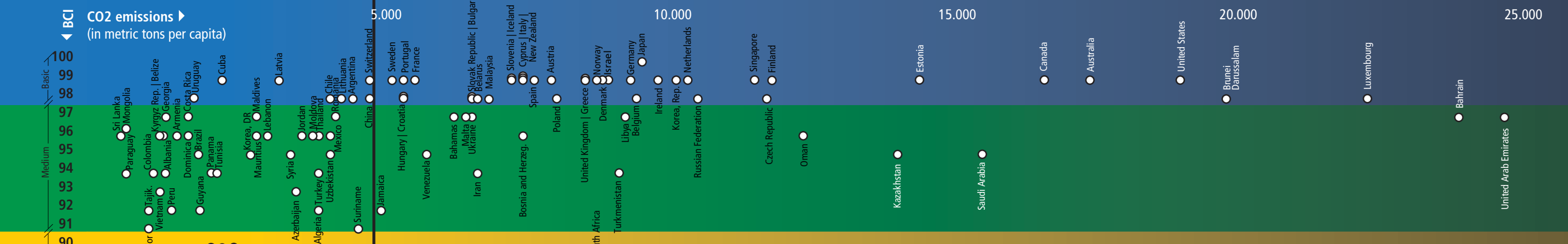
The Basic Capabilities Index (BCI) was designed by Social Watch as an alternative way to monitor the situation of poverty in the world. Most of the available poverty-measurement is based on the premise that poverty is a monetary phenomenon and they measure, for example, how many persons live with an income of less than one dollar a day. The BCI is an alternative non-monetary measure of poverty and well-being based on key human capabilities that are indispensable for survival and human dignity. The indicators that make up the BCI are among the most basic of those used to measure the Millennium Development Goals (MDGs).

theoretical maximum value in infant mortality is 100, which would mean that all children born alive survive until they are five years old. Reproductive health takes the maximum value 100 when all women giving birth are attended by skilled health personnel. Similarly, the education indicator registers 100 when all school age children are enrolled in education and they all attain five years of schooling. These three indicators are then averaged, so the total value of the index will vary between 0% and 100%.

### BCI for 2011

Countries with basic BCI level have reached a reasonable level of human development and have basically met the MDG targets way ahead of the 2015 deadline. Countries with medium BCI level have achieved a certain level of momentum to address key human development concerns and have a fair chance of meeting the MDG targets by 2015. Countries with low BCI level are still struggling to provide basic services for their citizens and will more likely miss the MDG targets by 2015. Countries with very low and critical BCI levels will certainly miss the MDG targets. Most of these countries, particularly those with critical BCI level, are experiencing severe economic difficulties, social unrest or wars. Some have just emerged from armed conflict and are still transitioning to normalize government operations and public services.

All the indicators are expressed in percentages and they range from 0 to 100. Under-five mortality, which is usually expressed in number of deaths per thousand children born alive, is expressed as 100 minus that value. So that, for example, a value of 20 deaths per thousand becomes 2% and, when deducted from 100, yields a basic indicator value of 98. Thus, the



## SOCIAL PROGRESS AND ENVIRONMENTAL DAMAGE THE BASIC CAPABILITIES INDEX AND CO2 EMISSIONS

The vertical axis shows the situation in the BCI (infant mortality, primary education, attended births), which has a maximum value of 100. The horizontal axis shows per capita emissions of CO2 in tons of coal equivalent

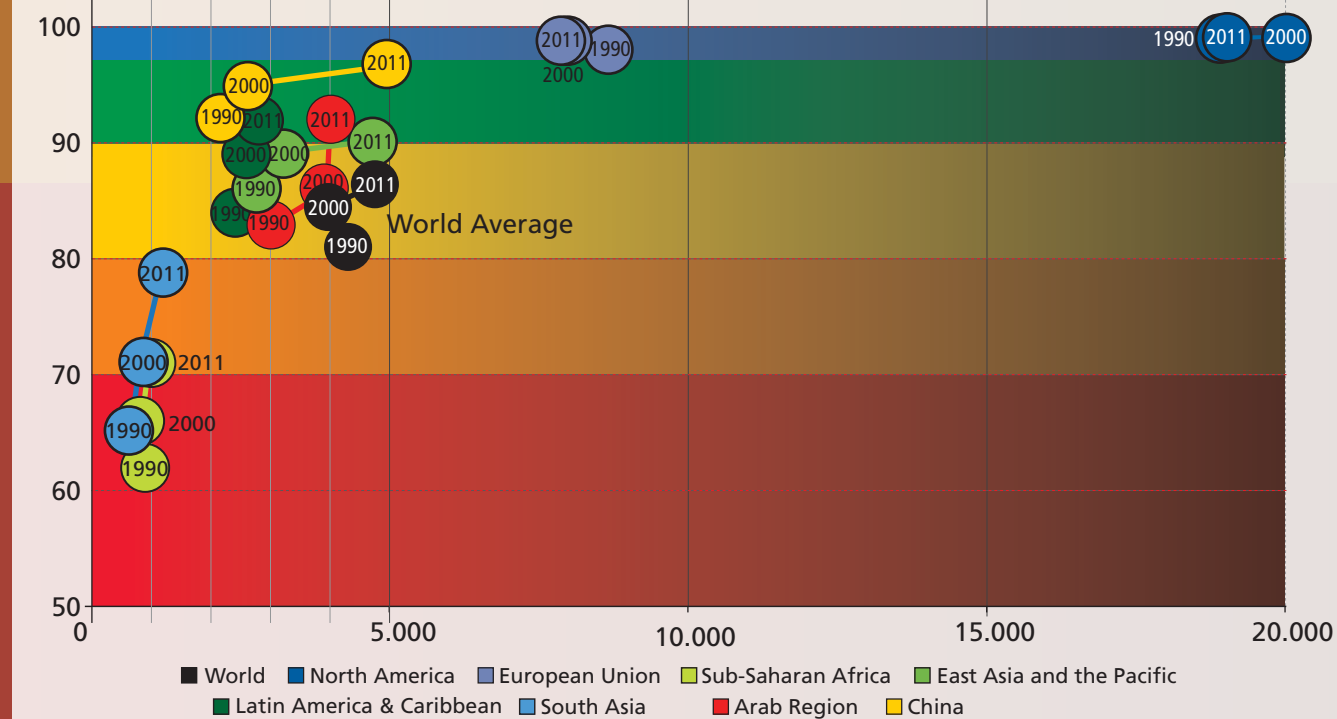
### The world turns right instead of moving up

With carbon dioxide emissions of three tons of per capita a year, Costa Rica and Uruguay have managed to lower their infant mortality to the same level of a country that emits twenty tons a year: the United States. At the same time, with the same level of emissions than Norway, South Africa has a set of social indicators similar to that of Indonesia, which consumes five times less fossil fuels.

The notion that eradicating poverty and reaching basic dignity for all requires a model of development that destroys the environment is wrong. The leaders of the world made that point in Rio twenty years ago at the "Earth Summit" and stated that "the major cause of the continued deterioration of the global environment is the unsustainable pattern of consumption and production, particularly in industrialized countries (...) aggravating poverty and imbalances".

Between 1990 and 2000 the world's index of basic capabilities improved five points (from 79 to 84) while the world per capita emissions of CO2 actually **decreased** from 4.3 tons to 4.1. In the first decade of the XXI century, world CO2 emissions moved up to 4.6 tons per capita but the social indicators only moved up 3 points. In spite of the declared commitment with poverty eradication and the Millennium Development Goals, the year 2000 was a turning point for the worse: social progress slowed down while environmental destruction accelerated.

### BCI and CO2 emissions by regions



MADE POSSIBLE THANKS TO THE FUNDING AND SUPPORT OF THE EUROPEAN UNION AND OXFAM NOVIB.



THE INTERNATIONAL SECRETARIAT OF SOCIAL WATCH ALSO RECEIVES FUNDING AND SUPPORT FROM THE COALITION OF THE FLEMISH NORTH SOUTH MOVEMENT - 11.11.11.

THE CONTENTS OF THIS PUBLICATION ARE THE SOLE RESPONSIBILITY OF SOCIAL WATCH AND CAN IN NO WAY BE TAKEN TO REFLECT THE VIEWS OF THE EUROPEAN UNION, OXFAM NOVIB OR THE FLEMISH NORTH SOUTH MOVEMENT - 11.11.11.

© ITEM 2011, SOCIAL WATCH, WWW.SOCIALWATCH.ORG - PHONE: +398 29020490 - FAX: +398 29020490 EXT 113





# The Basic Capabilities Index 2011

Child Mortality, Maternal Health, Education, Basic Capabilities

| Country              | 2011 | 2010 | 2009 | 2008 | 2007 | 2006 | 2005 | 2004 | 2003 | 2002 | 2001 | 2000 | 1999 | 1998 | 1997 | 1996 | 1995 | 1994 | 1993 | 1992 | 1991 | 1990 |    |
|----------------------|------|------|------|------|------|------|------|------|------|------|------|------|------|------|------|------|------|------|------|------|------|------|----|
| Afghanistan          | 80   | 80   | 80   | 80   | 80   | 80   | 80   | 80   | 80   | 80   | 80   | 80   | 80   | 80   | 80   | 80   | 80   | 80   | 80   | 80   | 80   | 80   | 80 |
| Albania              | 99   | 99   | 99   | 99   | 99   | 99   | 99   | 99   | 99   | 99   | 99   | 99   | 99   | 99   | 99   | 99   | 99   | 99   | 99   | 99   | 99   | 99   | 99 |
| Algeria              | 97   | 95   | 82   | 92   | 92   | 92   | 92   | 92   | 92   | 92   | 92   | 92   | 92   | 92   | 92   | 92   | 92   | 92   | 92   | 92   | 92   | 92   | 92 |
| Angola               | 84   | 49   | 61   | 67   | 67   | 67   | 67   | 67   | 67   | 67   | 67   | 67   | 67   | 67   | 67   | 67   | 67   | 67   | 67   | 67   | 67   | 67   | 67 |
| Argentina            | 99   | 99   | 99   | 96   | 98   | 98   | 98   | 98   | 98   | 98   | 98   | 98   | 98   | 98   | 98   | 98   | 98   | 98   | 98   | 98   | 98   | 98   | 98 |
| Armenia              | 98   | 98   | 91   | 96   | 96   | 96   | 96   | 96   | 96   | 96   | 96   | 96   | 96   | 96   | 96   | 96   | 96   | 96   | 96   | 96   | 96   | 96   | 96 |
| Australia            | 99+  | 99   | 99   | 99   | 99   | 99   | 99   | 99   | 99   | 99   | 99   | 99   | 99   | 99   | 99   | 99   | 99   | 99   | 99   | 99   | 99   | 99   | 99 |
| Austria              | 99+  | 99   | 99   | 99   | 99   | 99   | 99   | 99   | 99   | 99   | 99   | 99   | 99   | 99   | 99   | 99   | 99   | 99   | 99   | 99   | 99   | 99   | 99 |
| Azerbaijan           | 97   | 89   | 92   | 93   | 93   | 93   | 93   | 93   | 93   | 93   | 93   | 93   | 93   | 93   | 93   | 93   | 93   | 93   | 93   | 93   | 93   | 93   | 93 |
| Bahamas, The         | 99   | 99   | 90   | 97   | 97   | 97   | 97   | 97   | 97   | 97   | 97   | 97   | 97   | 97   | 97   | 97   | 97   | 97   | 97   | 97   | 97   | 97   | 97 |
| Bahrain              | 99   | 97   | 94   | 97   | 97   | 97   | 97   | 97   | 97   | 97   | 97   | 97   | 97   | 97   | 97   | 97   | 97   | 97   | 97   | 97   | 97   | 97   | 97 |
| Bangladesh           | 95   | 18   | 55   | 70   | 70   | 70   | 70   | 70   | 70   | 70   | 70   | 70   | 70   | 70   | 70   | 70   | 70   | 70   | 70   | 70   | 70   | 70   | 70 |
| Belarus              | 99+  | 99+  | 99   | 98   | 98   | 98   | 98   | 98   | 98   | 98   | 98   | 98   | 98   | 98   | 98   | 98   | 98   | 98   | 98   | 98   | 98   | 98   | 98 |
| Belgium              | 99+  | 99+  | 99   | 92   | 98   | 98   | 98   | 98   | 98   | 98   | 98   | 98   | 98   | 98   | 98   | 98   | 98   | 98   | 98   | 98   | 98   | 98   | 98 |
| Belize               | 98   | 95   | 94   | 96   | 96   | 96   | 96   | 96   | 96   | 96   | 96   | 96   | 96   | 96   | 96   | 96   | 96   | 96   | 96   | 96   | 96   | 96   | 96 |
| Benin                | 88   | 78   | 56   | 76   | 76   | 76   | 76   | 76   | 76   | 76   | 76   | 76   | 76   | 76   | 76   | 76   | 76   | 76   | 76   | 76   | 76   | 76   | 76 |
| Bhutan               | 92   | 72   | 70   | 81   | 81   | 81   | 81   | 81   | 81   | 81   | 81   | 81   | 81   | 81   | 81   | 81   | 81   | 81   | 81   | 81   | 81   | 81   | 81 |
| Bolivia              | 99   | 99   | 92   | 97   | 97   | 97   | 97   | 97   | 97   | 97   | 97   | 97   | 97   | 97   | 97   | 97   | 97   | 97   | 97   | 97   | 97   | 97   | 97 |
| Bolivia, P           | 95   | 71   | 84   | 86   | 86   | 86   | 86   | 86   | 86   | 86   | 86   | 86   | 86   | 86   | 86   | 86   | 86   | 86   | 86   | 86   | 86   | 86   | 86 |
| Bosnia and Herzeg.   | 99   | 99+  | 99   | 96   | 96   | 96   | 96   | 96   | 96   | 96   | 96   | 96   | 96   | 96   | 96   | 96   | 96   | 96   | 96   | 96   | 96   | 96   | 96 |
| Botswana             | 94   | 95   | 80   | 90   | 90   | 90   | 90   | 90   | 90   | 90   | 90   | 90   | 90   | 90   | 90   | 90   | 90   | 90   | 90   | 90   | 90   | 90   | 90 |
| Brazil               | 98   | 98   | 89   | 95   | 95   | 95   | 95   | 95   | 95   | 95   | 95   | 95   | 95   | 95   | 95   | 95   | 95   | 95   | 95   | 95   | 95   | 95   | 95 |
| Brazil, F            | 98   | 98   | 89   | 95   | 95   | 95   | 95   | 95   | 95   | 95   | 95   | 95   | 95   | 95   | 95   | 95   | 95   | 95   | 95   | 95   | 95   | 95   | 95 |
| Brunei Darussalam    | 99   | 99+  | 93   | 98   | 98   | 98   | 98   | 98   | 98   | 98   | 98   | 98   | 98   | 98   | 98   | 98   | 98   | 98   | 98   | 98   | 98   | 98   | 98 |
| Cambodia             | 91   | 44   | 64   | 73   | 73   | 73   | 73   | 73   | 73   | 73   | 73   | 73   | 73   | 73   | 73   | 73   | 73   | 73   | 73   | 73   | 73   | 73   | 73 |
| Cameroun             | 85   | 59   | 73   | 73   | 73   | 73   | 73   | 73   | 73   | 73   | 73   | 73   | 73   | 73   | 73   | 73   | 73   | 73   | 73   | 73   | 73   | 73   | 73 |
| Canada               | 99   | 99+  | 99   | 99   | 99   | 99   | 99   | 99   | 99   | 99   | 99   | 99   | 99   | 99   | 99   | 99   | 99   | 99   | 99   | 99   | 99   | 99   | 99 |
| Canada, P            | 99   | 99+  | 99   | 99   | 99   | 99   | 99   | 99   | 99   | 99   | 99   | 99   | 99   | 99   | 99   | 99   | 99   | 99   | 99   | 99   | 99   | 99   | 99 |
| Central African Rep. | 83   | 53   | 38   | 62   | 62   | 62   | 62   | 62   | 62   | 62   | 62   | 62   | 62   | 62   | 62   | 62   | 62   | 62   | 62   | 62   | 62   | 62   | 62 |
| Chad                 | 79   | 21   | 17   | 48   | 48   | 48   | 48   | 48   | 48   | 48   | 48   | 48   | 48   | 48   | 48   | 48   | 48   | 48   | 48   | 48   | 48   | 48   | 48 |
| Chile                | 99   | 99   | 99   | 95   | 98   | 98   | 98   | 98   | 98   | 98   | 98   | 98   | 98   | 98   | 98   | 98   | 98   | 98   | 98   | 98   | 98   | 98   | 98 |
| China                | 98   | 96   | 97   | 97   | 97   | 97   | 97   | 97   | 97   | 97   | 97   | 97   | 97   | 97   | 97   | 97   | 97   | 97   | 97   | 97   | 97   | 97   | 97 |
| Colombia             | 98   | 96   | 84   | 94   | 94   | 94   | 94   | 94   | 94   | 94   | 94   | 94   | 94   | 94   | 94   | 94   | 94   | 94   | 94   | 94   | 94   | 94   | 94 |
| Congo, Dem. Rep.     | 80   | 74   | 40   | 64   | 64   | 64   | 64   | 64   | 64   | 64   | 64   | 64   | 64   | 64   | 64   | 64   | 64   | 64   | 64   | 64   | 64   | 64   | 64 |
| Congo, Rep.          | 87   | 86   | 51   | 75   | 75   | 75   | 75   | 75   | 75   | 75   | 75   | 75   | 75   | 75   | 75   | 75   | 75   | 75   | 75   | 75   | 75   | 75   | 75 |
| Costa Rica           | 99   | 99   | 92   | 97   | 97   | 97   | 97   | 97   | 97   | 97   | 97   | 97   | 97   | 97   | 97   | 97   | 97   | 97   | 97   | 97   | 97   | 97   | 97 |
| Cote d'Ivoire        | 88   | 57   | 40   | 68   | 68   | 68   | 68   | 68   | 68   | 68   | 68   | 68   | 68   | 68   | 68   | 68   | 68   | 68   | 68   | 68   | 68   | 68   | 68 |
| Croatia              | 99+  | 99+  | 99   | 94   | 98   | 98   | 98   | 98   | 98   | 98   | 98   | 98   | 98   | 98   | 98   | 98   | 98   | 98   | 98   | 98   | 98   | 98   | 98 |
| Cuba                 | 99   | 99+  | 99   | 99   | 99   | 99   | 99   | 99   | 99   | 99   | 99   | 99   | 99   | 99   | 99   | 99   | 99   | 99   | 99   | 99   | 99   | 99   | 99 |
| Cyprus               | 99+  | 99+  | 96   | 99   | 99   | 99   | 99   | 99   | 99   | 99   | 99   | 99   | 99   | 99   | 99   | 99   | 99   | 99   | 99   | 99   | 99   | 99   | 99 |
| Czech Republic       | 99+  | 99+  | 99   | 99   | 99   | 99   | 99   | 99   | 99   | 99   | 99   | 99   | 99   | 99   | 99   | 99   | 99   | 99   | 99   | 99   | 99   | 99   | 99 |
| Denmark              | 99+  | 99+  | 99   | 96   | 99   | 99   | 99   | 99   | 99   | 99   | 99   | 99   | 99   | 99   | 99   | 99   | 99   | 99   | 99   | 99   | 99   | 99   | 99 |
| Djibouti             | 91   | 93   | 30   | 75   | 75   | 75   | 75   | 75   | 75   | 75   | 75   | 75   | 75   | 75   | 75   | 75   | 75   | 75   | 75   | 75   | 75   | 75   | 75 |
| Dominica             | 99   | 99+  | 87   | 96   | 96   | 96   | 96   | 96   | 96   | 96   | 96   | 96   | 96   | 96   | 96   | 96   | 96   | 96   | 96   | 96   | 96   | 96   | 96 |
| Dominican Rep.       | 97   | 98   | 71   | 90   | 90   | 90   | 90   | 90   | 90   | 90   | 90   | 90   | 90   | 90   | 90   | 90   | 90   | 90   | 90   | 90   | 90   | 90   | 90 |
| Egypt, Arab Rep.     | 98   | 80   | 82   | 90   | 90   | 90   | 90   | 90   | 90   | 90   | 90   | 90   | 90   | 90   | 90   | 90   | 90   | 90   | 90   | 90   | 90   | 90   | 90 |
| Ecuador              | 98   | 79   | 80   | 90   | 90   | 90   | 90   | 90   | 90   | 90   | 90   | 90   | 90   | 90   | 90   | 90   | 90   | 90   | 90   | 90   | 90   | 90   | 90 |
| El Salvador          | 98   | 84   | 79   | 91   | 91   | 91   | 91   | 91   | 91   | 91   | 91   | 91   | 91   | 91   | 91   | 91   | 91   | 91   | 91   | 91   | 91   | 91   | 91 |
| Equatorial Guinea    | 86   | 53   | 66   | 66   | 66   | 66   | 66   | 66   | 66   | 66   | 66   | 66   | 66   | 66   | 66   | 66   | 66   | 66   | 66   | 66   | 66   | 66   | 66 |
| Eritrea              | 95   | 38   | 72   | 72   | 72   | 72   | 72   | 72   | 72   | 72   | 72   | 72   | 72   | 72   | 72   | 72   | 72   | 72   | 72   | 72   | 72   | 72   | 72 |
| Estonia              | 99   | 99+  | 99   | 99   | 99   | 99   | 99   | 99   | 99   | 99   | 99   | 99   | 99   | 99   | 99   | 99   | 99   | 99   | 99   | 99   | 99   | 99   | 99 |
| Ethiopia             | 90   | 6    | 33   | 58   | 58   | 58   | 58   | 58   | 58   | 58   | 58   | 58   | 58   | 58   | 58   | 58   | 58   | 58   | 58   | 58   | 58   | 58   | 58 |
| Finland              | 99+  | 99+  | 99   | 99   | 99   | 99   | 99   | 99   | 99   | 99   | 99   | 99   | 99   | 99   | 99   | 99   | 99   | 99   | 99   | 99   | 99   | 99   | 99 |
| France               | 99+  | 99   | 99   | 99   | 99   | 99   | 99   | 99   | 99   | 99   | 99   | 99   | 99   | 99   | 99   | 99   | 99   | 99   | 99   | 99   | 99   | 99   | 99 |
| France, P            | 93   | 59   | 61   | 77   | 77   | 77   | 77   | 77   | 77   | 77   | 77   | 77   | 77   | 77   | 77   | 77   | 77   | 77   | 77   | 77   | 77   | 77   | 77 |
| Gabon                | 93   | 86   | 76   | 86   | 86   | 86   | 86   | 86   | 86   | 86   | 86   | 86   | 86   | 86   | 86   | 86   | 86   | 86   | 86   | 86   | 86   | 86   | 86 |
| Gambia, The          | 90   | 57   | 44   | 70   | 70   | 70   | 70   | 70   | 70   | 70   | 70   | 70   | 70   | 70   | 70   | 70   | 70   | 70   | 70   | 70   | 70   | 70   | 70 |
| Georgia              | 97   | 97   | 97   | 97   | 97   | 97   | 97   | 97   | 97   | 97   | 97   | 97   | 97   | 97   | 97   | 97   | 97   | 97   | 97   | 97   | 97   | 97   | 97 |
| Germany              | 99+  | 99+  | 99   | 99   | 99   | 99   | 99   | 99   | 99   | 99   | 99   | 99   | 99   | 99   | 99   | 99   | 99   | 99   | 99   | 99   | 99   | 99   | 99 |
| Iceland              | 99+  | 99+  | 99   | 99   | 99   | 99   | 99   | 99   | 99   | 99   | 99   | 99   | 99   | 99   | 99   | 99   | 99   | 99   | 99   | 99   | 99   | 99   | 99 |
| Ghana                | 93   | 59   | 61   | 77   | 77   | 77   | 77   | 77   | 77   | 77   | 77   | 77   | 77   | 77   | 77   | 77   | 77   | 77   | 77   | 77   | 77   | 77   | 77 |
| Greece               | 99   | 99   | 97   | 99   | 99   | 99   | 99   | 99   | 99   | 99   | 99   | 99   | 99   | 99   | 99   | 99   | 99   | 99   | 99   | 99   | 99   | 99   | 99 |
| Guatemala            | 96   | 51   | 70   | 80   | 80   | 80   | 80   | 80   | 80   | 80   | 80   | 80   | 80   | 80   | 80   | 80   | 80   | 80   | 80   | 80   | 80   | 80   | 80 |
| Guinea               | 86   | 46   | 42   | 64   | 64   | 64   | 64   | 64   | 64   | 64   | 64   | 64   | 64   | 64   | 64   | 64   | 64   | 64   | 64   | 64   | 64   | 64   | 64 |
| Guinea Bissau        | 81   | 39   | 32   | 56   | 56   | 56   | 56   | 56   | 56   | 56   | 56   | 56   | 56   | 56   | 56   | 56   | 56   | 56   | 56   | 56   | 56   | 56   | 56 |
| Guyana               | 91   | 83   | 90   | 92   | 92   | 92   | 92   | 92   | 92   | 92   | 92   | 92   | 92   | 92   | 92   | 92   | 92   | 92   | 92   | 92   | 92   | 92   | 92 |
| Haiti                | 91   | 26   | 67   | 67   | 67   | 67   | 67   | 67   | 67   | 67   | 67   | 67   | 67   | 67   | 67   | 67   | 67   | 67   | 67   | 67   | 67   | 67   | 67 |
| Honduras             | 99   | 99   | 99   | 99   | 99   | 99   | 99   | 99   | 99   | 99   | 99   | 99   | 99   | 99   | 99   | 99   | 99   | 99   | 99   | 99   | 99   | 99   | 99 |
| Hungary              | 97   | 67   | 79   | 86   | 86   | 8    |      |      |      |      |      |      |      |      |      |      |      |      |      |      |      |      |    |